

WORKSHEET

1. What is Long and What is Round?

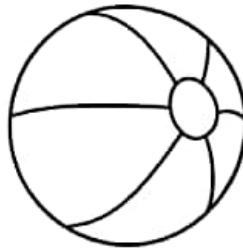
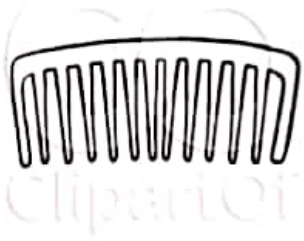
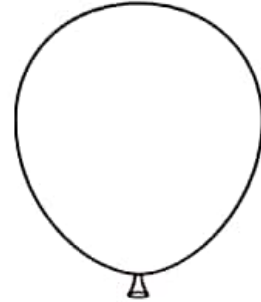
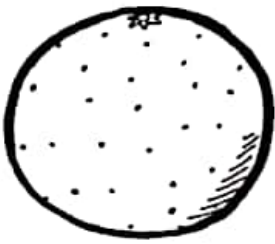
CLASS: II

SEC: _____

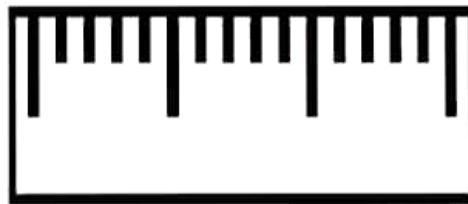

Name: _____

Date: _____

I. Colour the objects that are round







II. Colour the objects with corners in red and Colour the objects without corners blue.



III. Write the names of some objects which are in the given shape:

(Box, Ball, Powder tin , Scale, Ice cube Moon, Water Bottle, Dice)

Shapes	Objects
	
	
	
	

IV. Colour the House



WORKSHEET

2. COUNTING IN GROUPS


CLASS: II _____

ROLL NO: _____

NAME: _____

DATE: _____

I. COUNT AND WRITE:



II. Counting by two's write numbers starting from

2 _____ _____ _____
40 _____ _____ _____
85 _____ _____ _____

III. Counting by three's write numbers starting from

3 _____ _____ _____
29 _____ _____ _____
57 _____ _____ _____

IV. Counting by five's write numbers starting from

5 _____ _____ _____
50 _____ _____ _____
61 _____ _____ _____

V. Add the numbers:

$$\begin{array}{r} 1) 5 \\ \quad 3 + \\ \hline \end{array}$$

$$\begin{array}{r} 2) 8 \\ \quad 7 + \\ \hline \end{array}$$

$$\begin{array}{r} 3) 10 \\ \quad 5 + \\ \hline \end{array}$$

$$\begin{array}{r} 4) 12 \\ \quad 14 + \\ \hline \end{array}$$

WORKSHEET

3. HOW MUCH CAN YOU CARRY?

CLASS: II _____

ROLL NO: _____


NAME: _____

DATE: _____

I. Colour the heavier of each pair.



II. Number the objects from the lightest to the heaviest in order.



III. Put a "w" for the heaviest and "l" for the lightest:

1)

2)

3)

4)

WORKSHEET

4. COUNTING IN TENS




CLASS: II _____

ROLL NO: _____

NAME: _____

DATE: _____

I. Skip counting.


Skip count by 2	Skip count by 5	Skip count by 10
		
2	5	10
4	10	20
○	○	○
○	○	○
○	○	○
○	○	○
○	○	○
○	○	○
○	○	○
○	○	○

10 20 _ 40 50 _

_ 80 _ 100 _ 120

_ 140 _ _ 180 _ 200

II. Count and write












How many?


Count by 10s.

III. CIRCLE THE CORRECT NUMBER.

 ③ 4 5 6	 3 4 5 6
 3 4 5 6	 3 4 5 6
 5 6 7 8	 5 6 7 8

 10 6 5 7 9
 10 6 5 7 9
 10 6 5 7 9

IV. Count and write







WORKSHEET

5. PATTERNS


CLASS: II _____

ROLL NO: _____

NAME: _____

DATE: _____

I. What comes next?



II. Complete the patterns.

Patterns	
40, 50, _____, 70, 80, _____	
	
95, 85, _____, 65, 55, _____, 35, 25	
300, 400, _____, _____, 700, 800, 900	
99, _____, 97, 96, _____, _____, 93	

III. COMPLETE THE NUMBER PATTERNS.

3, 6, 9, 12, 15, 18, ____

See the pattern below. Can you tell what comes last?



20, 18, 16, 14, 12, 10, ____



2, 2, 6, 6, 8, 8, ____ , ____



IV. Guess what design comes next?



WORKSHEET
6. FOOTPRINTS


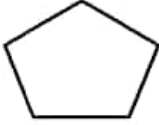

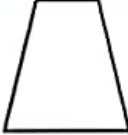
CLASS: II ____

ROLL NO: _____

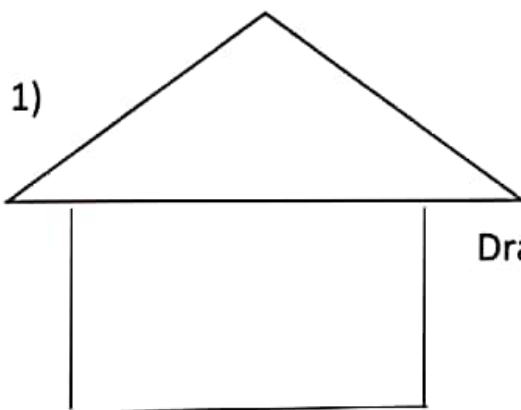
NAME: _____

DATE: _____

I. Count the corners and sides.

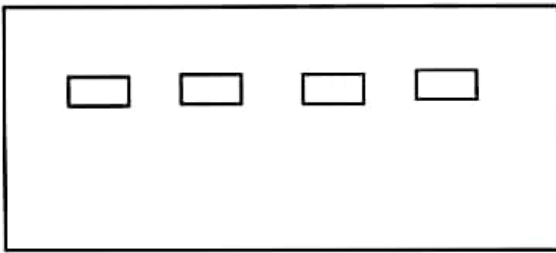
Shapes	Number of corners	Number of sides
		
		
		
		


II. Complete the figure.



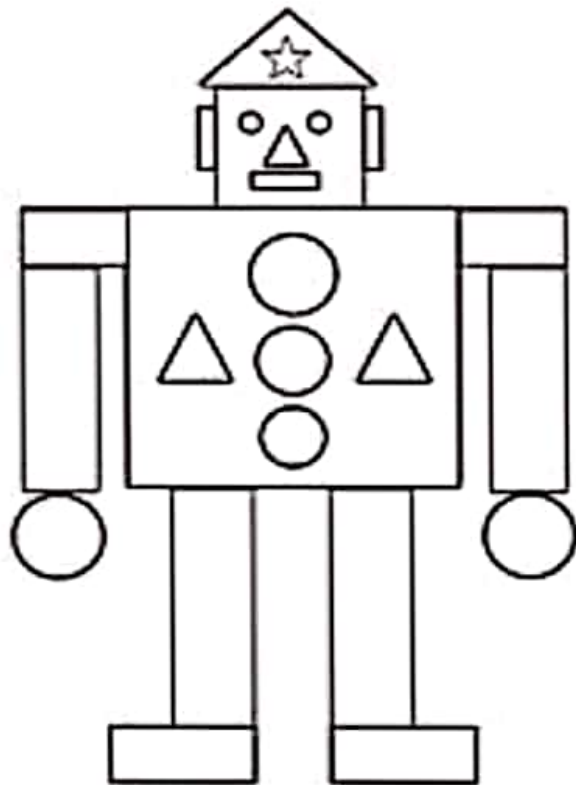
Draw doors and windows in  shapes.

2)



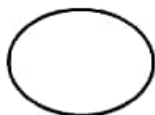
Draw wheels in  shape.

III. Colour the shapes and count them.

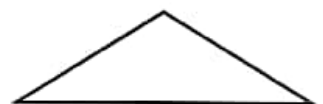


HOW MANY









WORKSHEET

7. JUGS AND MUGS

CLASS: II _____

ROLL NO: _____

NAME: _____

DATE: _____

I. Colour the object with more capacity in each pair



Match the containers to their volumes of liquid.

Containers

Volumes of liquids



10 litres



12 litres



3 litres



24 litres

Circle the containers that hold more water with blue and the containers that hold less water with yellow. Then, fill in the blanks with more or less.

1.



The beaker has _____ water but the bottle has _____ water.

2



Bowl B can hold _____ water but bowl A can hold _____ water.

3.



The jug has _____ water but the glass has _____ water.



The vase can store _____ water but the bottle can store _____ water.

4.



The basin has _____ water but the jug has _____ water.

5.

WORKSHEET
8.TENS AND ONES

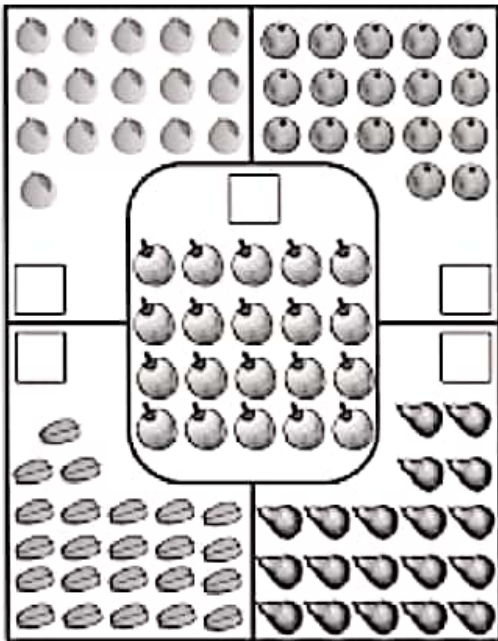
CLASS: II _____

ROLL NO: _____

NAME: _____

DATE: _____

I.COUNT AND WRITE



○○○○	Tens	Total
○○○○	Ones	
○		

○○○○	Tens	Total
○○○○	Ones	
○○○○		
○○		

○○○○	Tens	Total
○○○○	Ones	
○○○○		

○○○○	Tens	Total
○○○○	Ones	
○○○○		
○○○○		

○○○○	Tens	Total
○○○○	Ones	
○○○○		

○○○○	Tens	Total
○○○○	Ones	
○○○○		
○○		

II. Write the number

1) Ten Ten Ten

= _____

2) Ten

= _____

3) Ten Ten Ten

= _____

III. How much money do the notes and coins make, count and write.



= _____ Rupees.



= _____ Rupees



= _____ Rupees



= _____ Rupees

WORKSHEET 9. MY FUNDAY

One day Monday Went to Tuesday
To see Wednesday And ask Thursday
To tell Friday
And also Saturday
That Sunday is funday!

I. Answer the following questions.

- a) The second day of the week is -----
- b) The fifth day of the week is -----
- c) The last of the week is -----
- d) After Tuesday? -----
- e) 4 days after Wednesday? -----

II. Some of the months are missing in the list given below. Fill in names of those months.

JANUARY , _____ , MARCH ,
APRIL , _____ , _____ , JULY
AUGUST , _____ , OCTOBER , NOVEMBER ,

III. COMPLETE IT.

- A) which is the first month of the year? _____
- B) which is the last month of the year? _____
- C) After AUGUST _____
- D) After SEPTEMBER _____
- E) After JANUARY _____
- F) After NOVEMBER _____
- G) After JUNE _____
- H) Before NOVEMBER _____
- I) Before AUGUST _____
- J) Before MARCH _____
- K Before SEPTEMBER _____

IV) FILL WITH NO. OF DAYS

@ Number of days in a week is _____

@ The first day of a week is _____

@ The last day of a week is _____

@ The middle day of a week is _____